

A

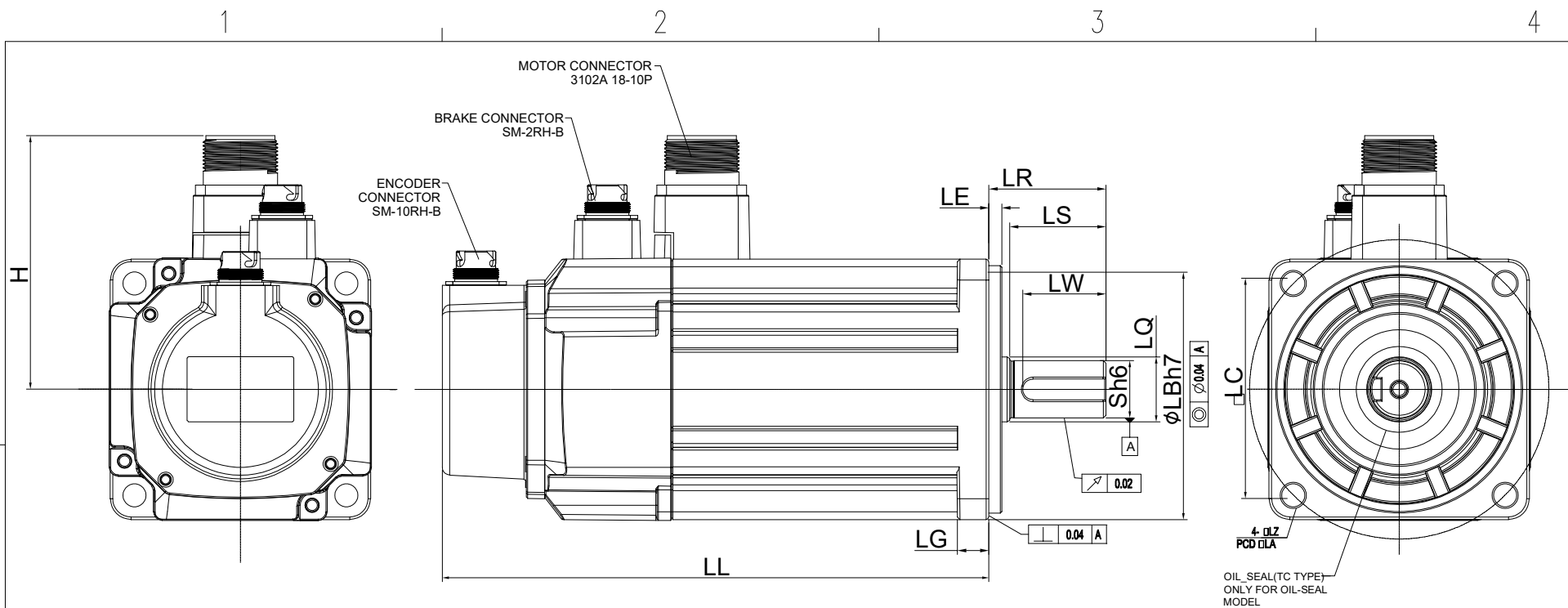
B

C

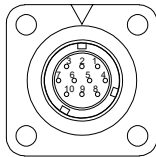
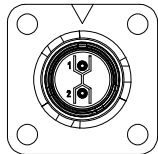
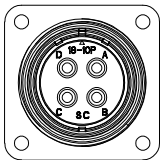
A

B

C



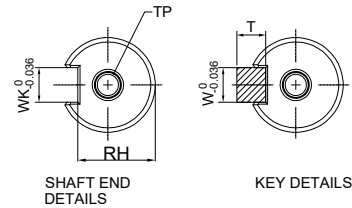
MODEL	LC	LZ	LA	S	LB	LL	H	LS	LR	LE	LG	LW	RH	WK	W	T	LQ	TP
ECM-B3M-XX1015S91	100	9	115	19	95	194.9	97.4	37	45	5	12	25	15.5	6	6	6	25	M6 , Depth 12



MOTOR CONNECTION	
PIN	FUNCTION
A	U PHASE
B	V PHASE
C	W PHASE
D	GND

BRAKE CONNECTION	
PIN	FUNCTION
1	BR+
2	BR-

ENCODER CONNECTION		
PIN	FUNCTION	COLOR
1	T+	WHITE
2	T-	WHITERED
3	—	—
4	DC +5V	BROWN
5	—	—
6	—	—
7	—	—
8	—	—
9	GND	BLUE
10	SHD	GREEN



 台達電子工業股份有限公司 DELTA ELECTRONICS, INC.	DRAWN:	DESIGN:
	APPROVE:	DATE: 10/16/2021
	THESE DRAWINGS AND SPECIFICATIONS ARE THE PROPERTY OF DELTA ELECTRONICS, INC. AND SHALL NOT BE REPRODUCED OR USED AS THE BASIS FOR THE MANUFACTURE OR SELL OF APPARATUS OR DEVICES WITHOUT PERMISSION.	
	CONFIDENTIAL	
DESCRIPTION: Physical Dimension	A3 SIZE	PART NO.: ECM-B3M-XX1015S91
USED ON	UNIT	SCALE 1:000
		SHEET 1 OF 1